



Interim report for the first half of 2011

9 August 2011

THE INTERIM REPORT 2011 DESCRIBES THE ENTIRE DANICA GROUP, INCLUDING BUSINESS ACTIVITIES IN DENMARK, SWEDEN, NORWAY AND THE REPUBLIC OF IRELAND.

DANICA PENSION IS ONE OF SCANDINAVIA'S LEADING PROVIDERS OF PENSION PLANS, LIFE INSURANCE AND HEALTH CARE INSURANCE. OUR CUSTOMERS COUNT MORE THAN 13,000 COMPANIES AND 850,000 PRIVATE INDIVIDUALS.

Danica Group, first half 2011: Many new corporate customers choose Danica Pension

- Premiums in the Danica Group up 17% to DKK 14.2 billion. In the Danish corporate market, premiums in Danica Pension alone were up 27%.
- Expenses are still falling and the ratio of expenses to premiums was down from 5.0% to 4.4% in the first half of 2011.
- Average return on Danica Balance and Danica Link negative at 1.0%. Return on Danica Traditionel was 2.2% after recognition of change in additional provisions.
- Danica Pension invests more than DKK 500 million in Danish growth companies.
- Satisfactory profit before tax of DKK 0.4 billion for the first half of 2011.

Major improvement on the Danish market

Jørgen Klejnstrup, CEO states: "In the past six months, we have captured a lot of new corporate customers, which explains the 14% premium increase in the Danish market. We are highly satisfied with this in light of the fact that the Danish pension market is becoming saturated, why growth must come from companies changing pension providers."

"It is our market product Danica Balance that is driving the increase in premiums. In Denmark, market products account for 2/3 of total premiums. Our international activities are also still performing well, accounting for a total of DKK 4.6 billion of total the total DKK 14.2 billion in premiums", continues Jørgen Klejnstrup.

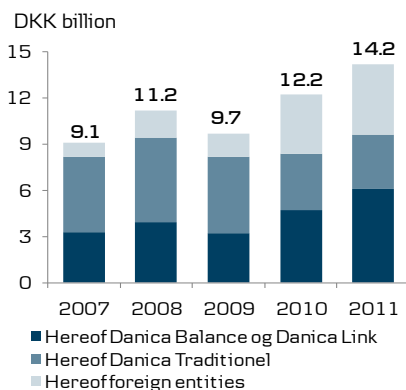
Customers' expenses down

The Danica Group's expense level is historically low, measured in the ratio of expenses to premiums, which is down from 5.0% to 4.4% in the first half of 2011. In Denmark alone, administrative and similar expenses are down eight per cent (after adjustment of financial services employer tax in 2010).

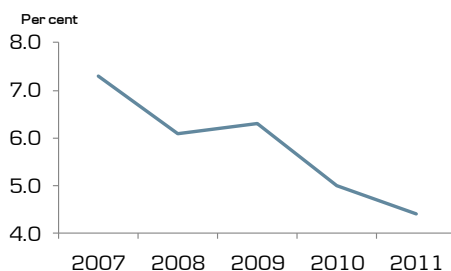
"Our customers benefit from the lower expenses in the form of price reductions and thereby the possibility for our customers to achieve higher savings. We expect this trend to continue. This is also one of the reasons for our continued efforts to digitalize our business and improving the efficiency of our operations", says Jørgen Klejnstrup.

On 1 July, pension companies which are members of the Danish Insurance Association have committed to disclosing to their customers all annual expenses in Danish kroner as well as in per cent of savings. Danica Pension was the first pension company to do this as early as the beginning of 2010.

Premiums in Danica Pension in 1st half



Expense to premiums ratio for the Danica Group 1st half

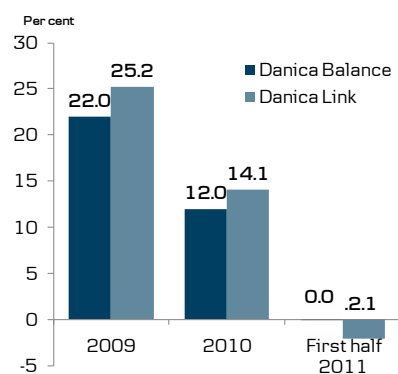


Check your pension at your leisure

"The number of our customers opting for digital communication is continually rising. Rather than receiving physical letters, these customers choose to get letters electronically and save them in an electronic file either in their e-Boks or at Din Netpension. Din Netpension also provides customers with a simple overview of how their pension savings are developing and what the total cost is of being customers with us. 1.34,000 customers have chosen to receive letters electronically so far," says CEO Jørgen Klejnstrup, continuing:

"Danica Pension has developed a number of online solutions as a useful supplement to personal advisory services. Reporting claims via our website is easy, and new customers can set up their pension plan electronically at their leisure. It takes only 10-15 minutes to do so. Also, in the first half of 2011, Danica developed a Pension portal that enables employees swiftly to see the contents and options available in the specific pension plan applying to their company. Finally, persons in charge of corporate pension plans have access to such services as registering or deregistering employees without being in contact with Danica Pension."

Average returns on Danica Balance and Danica Link



Return on Danica Balance and Danica Link strongly impacted by equity market volatility

"Danica Balance and Danica Link customers' returns totalled a negative 1.0% on average for the first half of 2011. The negative return was mainly due to the plunging equity prices in June following the crisis in Greece. We recommend to our customers to maintain an investment profile with a high equity share, as equities are expected to yield a good return in the longer term, although minor dips are to be expected from time to time. The market is going through a difficult period at the moment, but in the past few years we have seen strong returns on our market products", says Jørgen Klejnstrup.

The return on Danica Traditional was 1.1%. Adjusted for changes in the so-called additional provisions, the return was 2.2%.

Information on the four interest rate groups in Danica Traditional at 30.06.2011

| Interest rate groups | Interest rate on policy-holders' savings before tax [%] | Return on investment [%] | Common reserves (DKK billions) [collective bonus potential] | Bonus ratio [%] |
|--|---|--------------------------|---|-----------------|
| Interest rate group 1 [new customers] | 3.25 | 1.5 | 0.4 | 0.7 |
| Interest rate group 2 [low guarantee] | 3.25 | 1.4 | 0.2 | 0.7 |
| Interest rate group 3 [medium guarantee] | 3.25 | 0.4 | 0.4 | 2.8 |
| Interest rate group 4 [high guarantee] | 3.25 | 0.8 | 1.5 | 2.1 |

Danica Pension invests in growth

Danica Pension has decided to invest DKK 536 million in Danish companies through the Dansk Vækstkapital fund. Danica's investment is the largest of any private pension company. The growth capital is to provide a boost to a wide range of entrepreneurs and small to medium-sized companies displaying growth potential by securing easier access to venture equity and loan capital to finance their growth initiatives.

Performance

Profit before tax was DKK 0.4 billion for the first half of 2011, against DKK 0.8 billion in 2010. The result is satisfactory, but impacted by a reduced investment return and the fact that we have decided not to book the risk allowance in full.

Financial highlights for Danica Pension (Group)

| (DKK billions) | First half 2011 | First half 2010 |
|---|-----------------|-----------------|
| Premiums | 14.2 | 12.2 |
| Hereof premiums in Denmark | 9.6 | 8.4 |
| Expenses as per cent of premiums, Denmark | 4.8 | 5.6 |
| Expenses as per cent of premiums, Danica Group | 4.4 | 5.0 |
| Expenses as per cent of provisions, Denmark | 0.21 | 0.22 |
| Profit before tax | 0.4 | 0.8 |
| Financial strength | 13.8 | 16.6 |
| Pension savings (total assets) | 294 | 287 |
| Additional provisions* | 14.7 | 19.9 |
| Return on customer funds as per cent* | 1.1 | 5.4 |
| Return on customer funds after additional provisions as per cent* | 2.2 | 1.9 |

*Applies to Danica Traditional customers only.

Contacts for further information:

Jørgen Klejnstrup

CEO, Danica Pension
Tel: +45 45 13 11 11
E-mail: jk@danicapension.dk

Jens Christian Nielsen
Chief Economist, Danica Pension

Tel: +45 45 13 14 14
Mob: + 45 25 55 63 96
E-mail: jenscn@danicapension.dk

Danica Pension's interim report for 2011 can be found at: danicapension.dk/financial-report